

The Choke Rod

preserving and restoring the Model A Ford for over 50 years
1956 - 2006

Volume 50, Issue 8

www.sfmodelaclub.org

August 2006

San Francisco Bay Area Chapter

Model A Ford Club of America

Swap Meet at the Pacific Rod & Gun Club

Sunday, August 27 ~ from sunrise on ~ see Insert for details

COVER GIRL



Our newest, and youngest, Chapter member, Victoria Amber Martinez, born May 10th, on her very first Club tour, riding in her father Greg's Model A Phaeton on June 17th at St. Anne's Home

Upcoming Tours

Breaking News!!!!!! Sunday August 20 ~ San Francisco Mystery Tour ~ see p. 2

Sunday, **September 10** ~ 6th Annual Antique Autos in History Park (Kelley Park) in San Jose

September 22 - 24 ~ Overnighter to Murphys for Ironstone Concours d'Elegance ~ see page 6

Sunday, **October 15** ~ Jimmy's Car Show & Picnic in Golden Gate Park

November (TBA) ~ Annual San Francisco City Tour

Official Publication of the
San Francisco Bay Area Chapter
MAFCA

OFFICERS

PRESIDENT

Gary Barrango

VICE PRESIDENTS

Greg Martinez

Tom Escher

SECRETARY

Barry Kinney

TREASURER

Steve Owsley

PAST PRESIDENT

Franz von Uckermann

The Choke Rod is published once each month by the San Francisco Bay Area Chapter of the Model A Ford Club of America. It is mailed free to each member in good standing and mailed to other antique car clubs in exchange for their publications. Ads are published at \$15.00 a year and run for 12 months. The Choke Rod takes no responsibility for the accuracy of materials, dates, places, prices, etc of its contents. Permission to reproduce is hereby granted provided credit is given to The Choke Rod. The Choke Rod welcomes articles, art work, ideas, suggestions, etc.

Please submit any and all material to the editor by the last Monday of each month. Articles and photos may be submitted to sowsley@pacbell.net or mailed to Steve Owsley at 1350-d Scott Street, San Francisco, CA 94115.

PRESIDENT: Gary Barrango
VICE PRESIDENTS: Greg Martinez
Tom Escher
SECRETARY: Barry Kinney
TREASURER: Steve Owsley
TOUR CHAIR: Barry Kinney
EDITORS: Walter Caplan
Steve Owsley
Pauline Marquez
MEMBERSHIP: Walter Caplan
PAST PRESIDENT: Franz von Uckermann

President's Message

Our Chapter membership continues to grow. Our monthly meetings are well attended (it's nice to see Bob and Pauline). Our 2007 Car Show planning meetings are now held on the Monday preceding each Thursday monthly meeting at 6:30 pm at the Monte Cristo Club for those interested in helping to plan next year's Car Show.

This year we are directing our energy to Chapter tours: the July tour to Aries Mufflers, hosted by Greg Martinez, was well attended and lots of fun, informative, and resulted in Bob Marquez unexpectedly getting a new exhaust system.

The August Tour will be the Swap Meet, hosted by Greg Martinez at the Pacific Rod and Gun Club, then two great tours in September: the first to Kelly Park in San Jose and then our fabulous overnighter to Murphy's for the Ironstone Concours d'Elegance.

Remember that **The Choke Rod** is always available online and in full color at www.sfmodelaclub.org.

BREAKING NEWS: There will be a San Francisco Mystery Tour on Sunday, August 20. Meet at Stonestown near McDonald's for a running board breakfast of coffee, juice and pastries. Bring your car, new or old, and bring your friends. RSVP Walter Caplan at 415-753-3280 so he can adequately provision the running board breakfast. This will be a fun Sunday morning and you will be glad you attended.

The Editor, for the vacationing Gary Barrango



The San Francisco Model "A" Ford Club encourages membership in MAFCA, the National Model "A" Ford Club. Benefits include an excellent bi-monthly publication, *The Restorer*, providing technical information and free liability insurance when participating in Club Events.



MAFCA

Model A Ford Club of America, Inc.
250 South Cypress Street
La Habra CA 90631

www.mafca.com

562-697-2712

Dues are \$30 per year. Dues for new members may be paid at any time. Dues paid between November 1 and December 31 are valid for the remainder of the year paid plus the following year. With your check send in your name, spouse's name and complete address. An optional \$10 initiation fee includes a club pin, decal, badge, windshield card and a back issue of "The Restorer" magazine. If you use Mastercard or Visa include the expiration date and your signature. Membership includes a subscription to *The Restorer*.

The Lost Art of Woodgraining Is Found Again

At the 2003 Pebble Beach Concours, seven cars sat overlooking the blue waves of the mighty Pacific Ocean; besides being among the nation's finest classics, they had one more thing in common – each featured woodgrained interior parts restored by Grain-It Technologies. At the close of the show, Grain-It cars were first, second and third place winners.

Woodgraining, the virtually universal finish for interior parts like dashboards and window trim beginning in the late 1920's, became a lost art after it fell out of fashion in Detroit in the early 1950's. As enthusiasts began restoring cars from that era, they faced a difficult problem in refinishing their woodgrained parts. They could try to make the best of what they had, search out better parts from other original cars, or look to craft stores. Today there are better options.

When Ed Westlake, his son Evan, and John Herron founded Grain-It Technologies, they were fortunate to have a head start. An older gentleman had passed on his collection of many key parts surviving from the industry's heyday. Using those original items as a starting point, Evan and John experimented with modern paints and products, finally coming up with a successful process that combines the luxurious look and feel of the vintage craftsmanship, with the vastly improved colorfastness and essentially unlimited durability of modern finishes.

Based in Winter Haven, Florida, Grain-It Technologies offers an in-house refinishing service and two woodgraining kits for do-it-yourselfers. We visited Grain-It for an exclusive look at how the woodgraining process works. They were very open and eager to share their knowledge. At the end of the process, the refinished parts looked spectacular. Photos probably don't do them justice. Even better, with the super hard urethanes and UV ray protection engineered into their refinishing materials, the new parts will last virtually forever.

We saw several parts still with their original finish, and Evan pointed out how the factory standards allowed for a lot of skips and flaws. Grain-It does not attempt to recreate flaws and skips unless specifically asked to.



Using a urethane roller to transfer the pattern


In its early days, Grain-It Technologies received a large cache of original woodgraining materials, including original handmade master engraving plates, and an invaluable 1938 book of samples from the Oxford Varnish Corporation; a leader in industrial Woodgrain finishes. Grain-It uses the samples to maintain sharp accuracy of their finishes.

When receiving an order, a key part of the inspection is finding an area of original Woodgrain that has been protected from fading. It could be on the bottom edge where the steering column bolts up, beneath a door or panel, or beneath a metal radio bezel. The area of original finish that was exposed to sunlight, smoke, abrasion, oxidation and pollution has dulled and darkened. The new Woodgrain finish will make the parts look like when they were new.

Color is matched to the fresh, unfaded areas. Charts are used to determine the exact tones of the original finish. Precise formulations of pigments are then custom blended for an exact match. It's common to find codes stamped on the back of parts that identify the pattern.

All parts are then

Butt Walnut is the correct grain for a Model A A-400.



stripped by bead blasting. Then, any corrosion, dents, dings, cutting and alterations are carefully corrected by hand. Holes require contacting the owner, as some of them were added by dealers for accessories.

Once the research and documentation is completed, all old finish removed, and any needed metal repairs have been made, it's off to the paint booth for "prime time". A "high build" (thick, with lots of solids) urethane primer is used. When the paint is dry, the color tone can be



tweaked by covering the whole surface in pigment.

The plates that are used for the actual printing are made from the master plates, hand engraved decades ago by artisans. These master plates are also the source for the plates included in the kits. Woodgraining was a huge industry, used not only in the automotive field, but also in furniture, aviation, cash registers, interior design and many others.

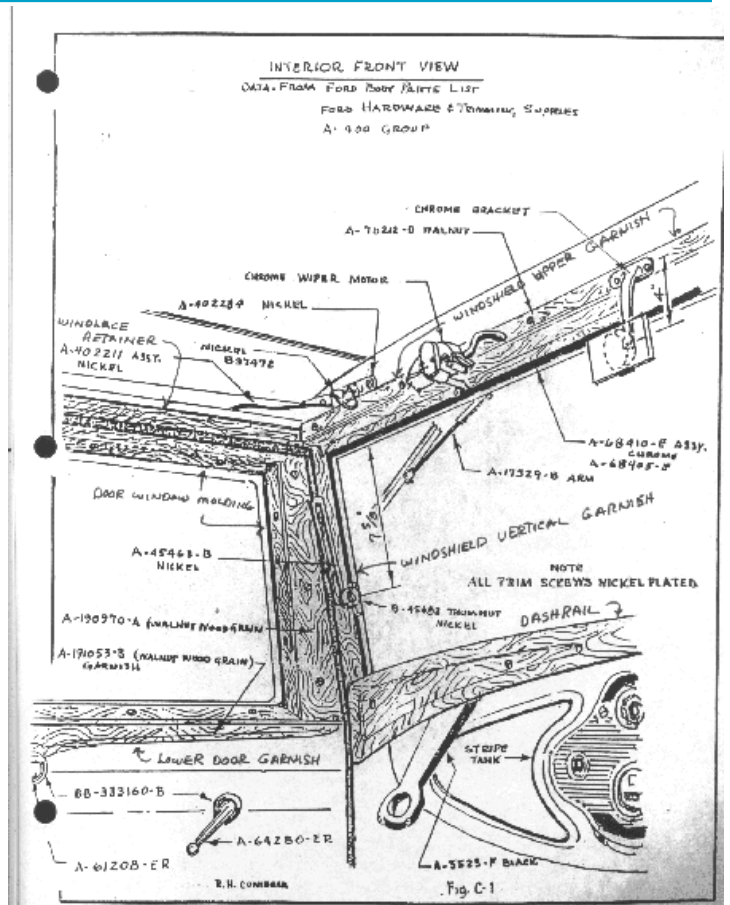
The plate to be used is laid flat on a clean table, then the pigment – it's not paint – also called graining compound, is placed on the plate and draws across it with a steel "doctor blade." The plate is full of tiny "holes" that hold the pigment in the pattern of the grain. The plate must be fully loaded side-to-side and top to bottom, with no light or dry spots. With the plate loaded with pigment, a roller is selected and rolled across the plate in slightly less than one full rotation to prevent overlap. The soft urethane rubber picks up the pigment and pattern and conforms to the contours as the pigment is transferred.

Because of their many contours and corners, many parts cannot be covered in one pass. There are several techniques for getting full coverage on difficult parts. First, clean off the finish. It is easily wiped off with a clean towel or lint-free rag before it dries. Then it's ready for the next coat. "Seams" between two areas are hand blended with a brush, connecting the grain lines smoothly from one area to the next. When the results look right, the process is repeated until the part is covered with a satisfactory pattern.

Once the grain pattern is complete and dry, the part is sprayed with clear urethane. When dry, the urethane will provide a very hard, durable protective layer, unlike the fragile, fade prone original lacquer finish. The urethane clear coat is not affected by sunlight and actually provides UV-ray protection, so the new woodgraining will last indefinitely. When the urethane has fully dried, it is polished to a beautiful glossy luster. Then end result looks like a million bucks. Do it yourself kit prices are \$259 - \$399.00 and include supplies and a DVD instructional video. Grain-It also does in-house woodgraining, current pricing runs \$1,000 V8 Ford dash, \$1200 for '46 Cadillac dash. Typical sedan with dash and 6 garnish moldings \$2,200. This includes stripping to bare metal, priming, base coat, woodgraining, double urethane clear coats, buffing, packing, shipping and insurance.

Contact Information:
Grain-It Technologies Inc.
 528 Ave. C, S.E.
 Winter Haven, FL. 33880
 863-299-4494
 www.woodgraining.com

Adapted from article by Tom Shaw in the periodical, Cars & Parts, May 2005 issue



Above: A-400 Interior Sketch

Right: Sample showing a burl pattern





Alliance

2488 Junipero Serra Blvd.
 Daly City, California 94015
Business (650) 991-5255
 Cellular (415) 350-5715
 Fax (650) 755-4747
daisy@century21alliance.com

Each Office Is Independently Owned And Operated

Daisy Austria Young 
 REALTOR®
 Sales Associate



MLS

**For any MAFCA members
 or member referrals -
 25% of my Century 21 Commission
 will be donated to the
 San Francisco Model A Ford Club**

Cell phone (415)350-5715
 email: dvyoung@flash.net

1930's Film Fashion

The world of film played a heavy role in the fashions of the thirties. Clothing was sumptuous and incandescent. Evening attire possessed fluidity that was perfect for the lights and movement of the cinema. The dance films of Fred Astaire and Ginger Rogers contributed to the shimmering, floating fashion styles in these black and white movies.

Films had a huge influence on trends. The Hays Office imposed censorship limitations on designs restricting designers from revealing too much. They made evening clothes with bare backs in an attempt to reveal a sexy look without being controversial or showing too much cleavage. Travis Banton, Howard Greer and Adrian were among the influential designers who worked in film. Women imitated stars but needed clothes suitable for all occasions. Many witty hats evolved in this decade, but the cloche was worn the most among ordinary people until the war years. To raise morale they were then made in every shape and material available. Late in the decade there were crazes for Tyrolean hats, the fez and various nautical styles. Berets, turbans, and snoods were among the big sellers of the 40's when fashion resumed after the war. Period hats were reinterpreted from any time in the past, particularly medieval.

In such strained times status symbols were everything. Women wanted furs over their broad shoulders and small wraps or fox. Silver fox gave women status. Jewelry was simple and modern. Stones had a square-cut. Cartier was the first jeweler to mix stones (outside state jewelry) for their famous panthers and favorite "service stripe" bracelets.

Until the war, fashion was feminine and standard. Films supplied the concept of the total image for a woman. Shapes were classic but more interesting than the 20's chemise. The 20's fashion designers were uniform in their ideas. The female form was highlighted more than ever with clothing that was draped and detailed. The sensuous female feel was interrupted by the economies forced on the clothing industry, by the war office, but the look returned at the end of the next decade. By the late 30's Hollywood, Balenciaga, Vionnet in Paris and Hartnell in England came out with hats of the 1890's extravagance of luxurious, light, and almost Winterhalter for the 20th century. Mae West had been harking back to Belle Époque in her evening wear throughout the 30's and "poured in" was a phrase coined in the 30's, just for her.

For more on fashion in the 30's, stay tuned...

Rachelle Marquez



BIRTHDAYS & ANNIVERSARIES



July Birthdays

July 5	Ingeburg von Uckermann
July 6	James Young
July 9	Jonathan Mahl
July 9	Ursula Mahl
July 14	Ryan Barrango
July 16	Cheryl Barrango
July 16	Will Tempone
July 17	Rachelle Marquez
July 20	Nick Karr
July 24	Jennifer Karr
July 25	Ken Zander

July Anniversaries

July 10	Ken Zander & Tim Taylor
July 24	Bob & Pauline Marquez

We apologize for omitting Birthdays & Anniversaries in the July Choke Rod



BIRTHDAYS & ANNIVERSARIES



August Birthdays

August 2	Gunard Mahl
August 4	Gary Barrango
August 7	Nick Craig
August 8	Bob Craig Jr.
August 13	Angela Craig
August 16	Bev Kling

August Anniversaries

August 9	Barry & Coragine Kinney
August 26	Gary & Cheryl Barrango

Rachelle Marquez

Personal Trainer/Instructor

Personal Fitness Training


Strength & Conditioning

(650) 291-2458
strength_conditioning@hotmail.com
CSCS, NASM



2006 SAN FRANCISCO BAY AREA MAFCA TOURS

IT'S THE JOURNEY! NOT THE DESTINATION!



MONTH	DAY	TOUR LEADER	TOUR
JAN	29	GARY BARRANGO	PRESIDENT'S BRUNCH - HARDING PARK
FEB	17,18,19	CLUB FUNDRAISER	ANNUAL CAR SHOW AT FISHERMAN'S WHARF
MAR	18	THE BOB CRAIGS	TECH SEMINAR - LUBRICATING THE "A"
APRIL	16	JEANINE & GUNARD MAHL	EASTER AT PACIFIC ROD & GUN CLUB
MAY	21	KINNEY	FRIENDSHIP DAY - CANADA COLLEGE
JUNE	17	CAPLAN / OWSLEY	ST. ANNE'S HOME - FATHER'S DAY WEEKEND
JUNE	25	CAPLAN / OWSLEY	PRIDE PARADE & PICNIC LUNCH AT CRISSYFIELD
JULY	8	GREG MARTINEZ	LAHONDA & TOUR OF ARIES LTD (MUFFLERS)
AUG	20	CAPLAN / OWSLEY	SAN FRANCISCO MYSTERY TOUR
AUG	27	GREG MARTINEZ	SWAP MEET AT PACIFIC ROD & GUN CLUB
SEPT	10	KINNEY	ANTIQUE AUTOS HISTORY PARK - SAN JOSE
SEPT	22-24	CAPLAN / OWSLEY / MACHADO	OVERNIGHTER-MURPHYS-IRONSTONE CONCOURS
OCT	15	GREG AND CASEY MARTINEZ	JIMMY'S PICNIC IN GOLDEN GATE PARK
NOV		KINNEY / CAPLAN	THE ANNUAL SAN FRANCISCO CITY TOUR
DEC	9	SF MODEL A CLUB	CHRISTMAS BANQUET

If you would like to lead a tour, please call **Barry Kinney** 415-282-2789


Overnighter to Murphys for Ironstone Concours d'Elegance


September Tour -- Friday thru Sunday Sept 22 thru 24

Our hosts will be Tom and Terry Machado. Plan to attend the pre-event buffet dinner on Friday, September 22. We will visit the Ironstone Concours d'Elegance at Ironstone Vineyards in Murphys as well as travel to other wineries and neighboring towns, including Columbia, Sonora and Angels Camp. For hotel reservations and tour details, contact Barry Kinney at 415-282-2789. Motel Rooms in the area are scarce, so if you plan to attend, you should make reservations NOW.


2006 Schedule of Events

January 28-29	Turlock Swap Meet: Stanislaus County Fairgrounds. Sponsors: Modesto Area A's;
	Sat 7 am to 5 pm, Sun: 7 am to 3pm; \$5 admission
March 18	Model A Crab and Steak Feed, Livermore, Info: Bill Rose (925) 216-9920
March 31-Apr 2	CCRG Meeting, Paso Robles, Paso Robles Oak A's
April 30	Dream Machines - Half Moon Bay - 10 am - 4 pm
May 5-7	Lake County A's Spring Opener at Konocti Vista Casino in Lakeport
May 7	Car Parts Exchange Meet; Tulare, Charter Oaks A's
May 14	Capitol A's Swap Meet. Consumnes River College
June 1-4	NCRG Roundup, Turlock Fairgrounds, Sponsored by Modesto Area A's
July 16-20	NWRG Round-up, Kennewick, WA: Columbia Basin Chapter
July 16-22	MAFCA National Convention, Mansfield, MA
July 16-20	Northwest Regional Meet, Tri-Cities, Washington, sponsored by Columbia Basin A's
Sept 1-4	Apple Hill Meet: Host - Hangtown A's
Sept 8-9	Feather River A's 2nd Annual Get Together.
Oct 1	Placerville Jazz Jubilee, Car Display





Minutes of the San Francisco Bay Area Chapter
Model A Ford Club of America
July 13, 2006



The meeting was called to order by President, Gary Barrango at 8:00 P.M. The Minutes of the June 9, 2006, meeting were approved as written.

Reports of Officers

President: The Car Show/Executive Committee will meet on the Monday preceding the Thursday monthly meeting at the Monte Cristo Club at 6:30 P.M. Club members are invited to attend. The August committee meeting will be on Monday, August 7th.

The Club has received correspondence suggesting that MAFCA may no longer provide insurance coverage for component activities. MAFCA will update the components following the MAFCA National Convention in Mansfield Massachusetts on July 17, 2006.

Vice-president: The Tour to the Aries Muffler Factory was well attended and a very enjoyable Tour. Two Club members were nominated for the Bent Rod Award, the Marques family and Mike Cunneen. Mr. Cunneen was the winner.

Secretary/Tour Chair: The only correspondence received was in regard to MAFCA sponsored insurance coverage. The next Tour will be the Club sponsored Swap Meet at the Lake Merced Rod and Gun Club. Contact Greg Martinez for vendor and seller registration forms, 415.725.2449 or 415.621.0500.

Treasurer: Dues for the 2007 year will remain at \$25.00. The Club has over 40 paid members, many of whom do not belong to MAFCA. The Club continues to hold in bank accounts sufficient funds to pay outstanding debts. The Club donated \$50.00 to the Model A Ford Foundation.

Editor/Membership Chair: The Club mails approximately 90 newsletters each month, and also sends full color newsletters in PDF format to club members by email. The Choke Rod is an award winning publication. The Club commends the Editors for the time they are spending and the job they are doing keeping the Club interested and informed.

FOR THE GOOD OF THE ORDER: On August 10, 2006, the pre-meeting dinner will be at 6:00 P.M. at the Connecticut Yankee, corner of 17th St. and Connecticut.


Refreshments/Entertainment: July refreshments were provided by Barry Kinney. Bruce Baird will provide August refreshments. We would like to incorporate a "Show and Tell" segment into our meeting. If you have something that might be of interest to our members, a broken part, etc., bring it to the meeting and tell your story.

The meeting was adjourned at 9:30 P.M. The next meeting will be on Thursday, August 10, at 7:30 pm, at the Monte Cristo Club at 136 Missouri St. in San Francisco.

Minutes respectfully submitted by Barry Kinney, Secretary.

SF Model A Club Monthly Meetings: The meetings continue to be held monthly, the second Thursday of each month at 7:30 P.M. The location is the Monte Cristo Club at 136 Missouri Street in San Francisco. The meeting place is located in safe neighborhood and parking is convenient. If you have questions or need directions, call Gary at (415) 821-2628 (daytime)

The next scheduled meeting will be at 7:30 PM on Thursday, August 10, 2006
A number of club members gather for dinner before the monthly meetings at 6 pm
Please feel free to join us -- August dinner location will be The Connecticut Yankee,
corner of 17th St. & Connecticut, due to a kitchen fire at Cafe Cozzolino.



in this
Choke Rod

President's Message (page 2)
Lost Art of Woodgraining (page 3)
1930's Film Fashion (page 5)
Tours & Events (page 6)
Meeting Minutes (page 7)
Insert - Upcoming Tours



www.sfmodelaclub.org

San Francisco Bay Area Chapter
Model A Ford Club of America
PO Box 31387
San Francisco, CA 94131-0387
415-621-0500

AUGUST MEETING
Thursday August 10, 2006
7:30 PM - Monte Cristo Club
136 Missouri Street (Potrero Hill)
San Francisco

